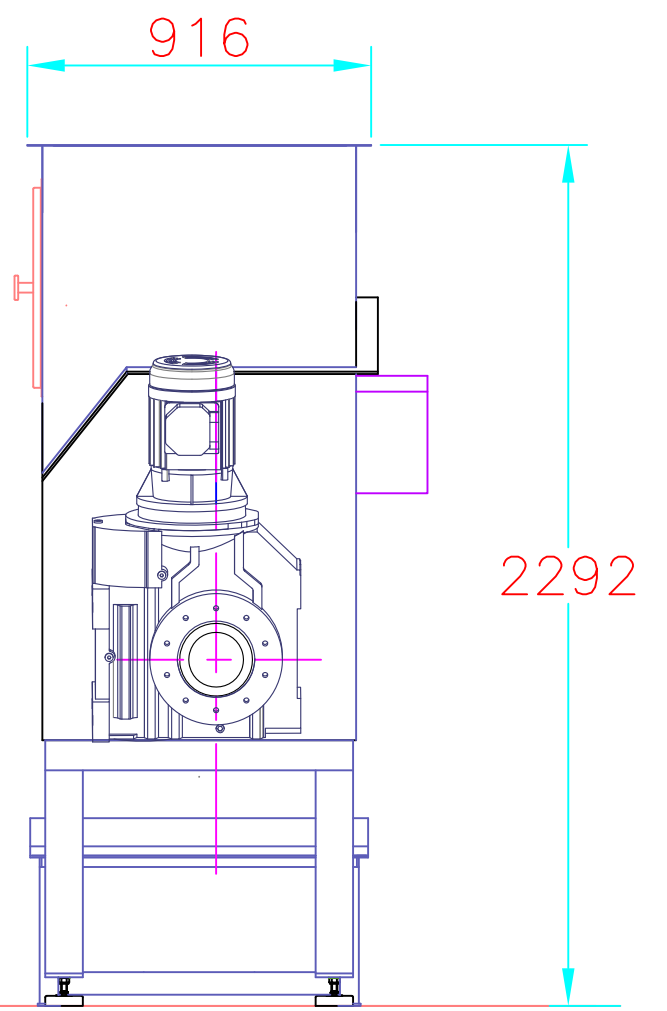
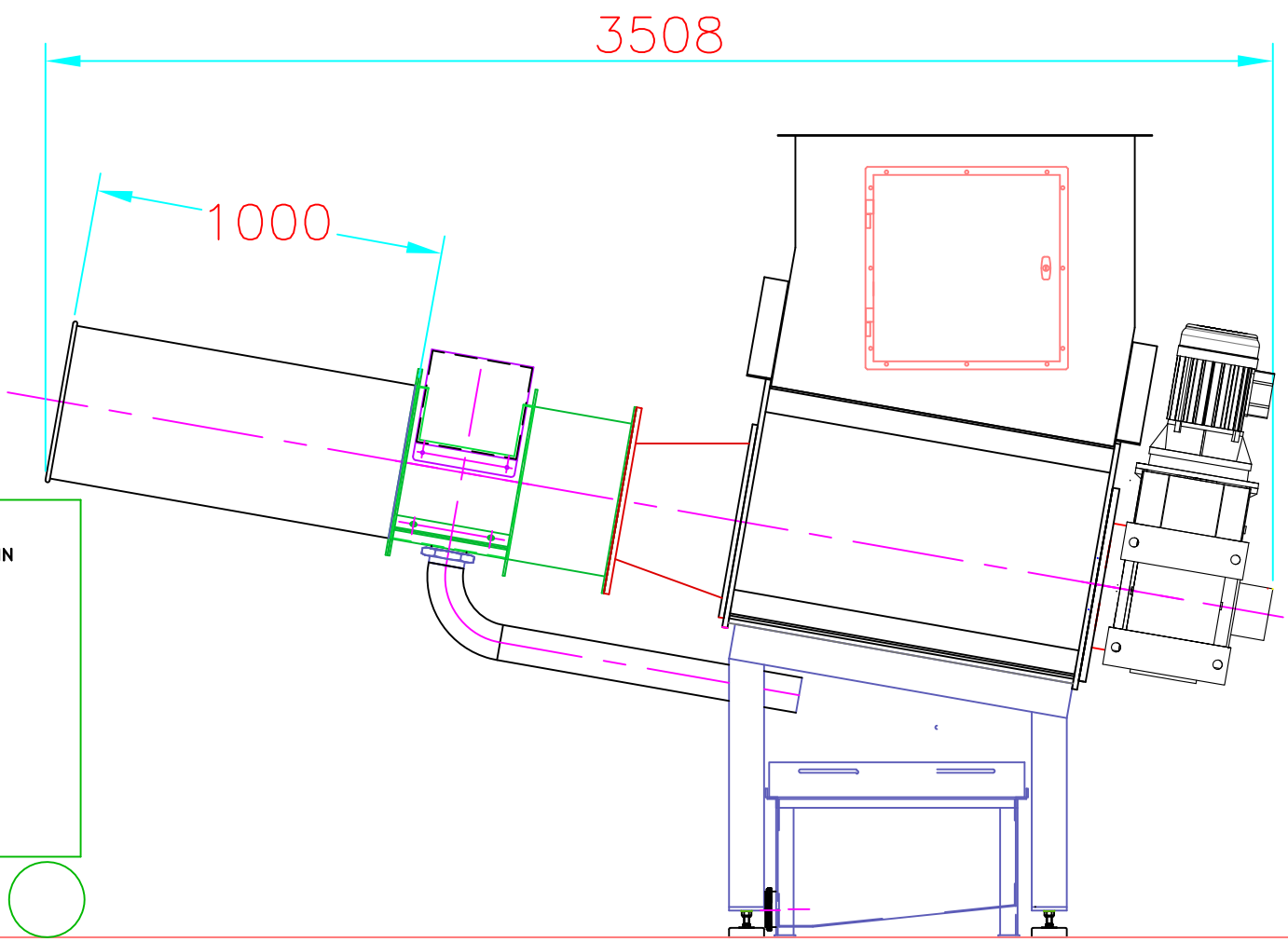
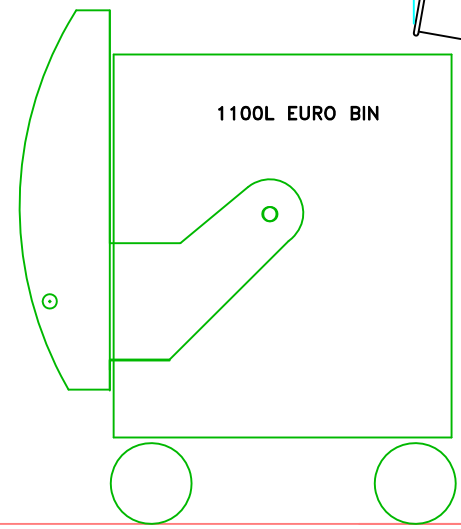
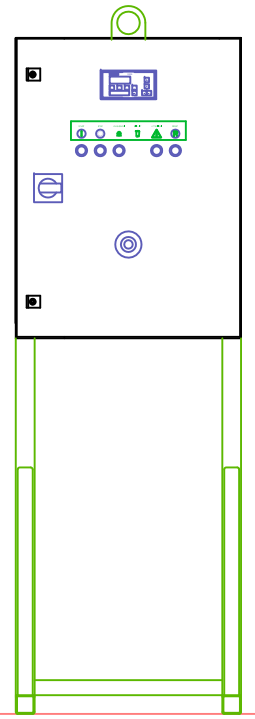


ISSUE	ZONE	SIGNED	DATE
A	ORIGINAL	B.K.	01.02.13
B			

BUILD LIST

- 1: MACHINE TILTED AT 10 DEGREES
- 2: ENCLOSED HOPPER
- 3: INTER LOCKED HOPPER LOADING DOOR
- 4: 1000mm DISCHARGE PIPE (SS)
- 5: OPEN SUMP & PIPED BPT DRAINAGE
- 6: SUMP DEFLECTORS & SPLASH CURTAINS
- 7: COLLECTION TANK AND STRAINER

CONTROL PANEL



ITEM	QTY	DESCRIPTION	MATERIAL	WT (kg)	ITEM	QTY	DESCRIPTION	MATERIAL	WT (kg)
5									
4									
3									
2									
1									

DO NOT SCALE

THIRD ANGLE PROJECTION

PLAIN DECIMAL DIMENSIONS MACHINING FABRICATIONS
BORES, SLOTS, RECESS DEPTH & WIDTH SIZE TO +0.26 0 - 200 +/- -0.5
SHAFT DIA'S, SPIGOT HEIGHT & WIDTH SIZE TO -0.26 200-1500 +/- -1.5
CENTRE DISTANCES, CENTRE TO FACES SIZE TO +/-0.13 OVER 1500 +/- -3.0

ALL DIMENSIONS ARE IN mm UNLESS OTHERWISE STATED
FOR WELDING SYMBOLS REFER TO B.S.499 PART 2
FOR GEOMETRIC TOLERANCES REFER TO B.S.308 PART 3
SURFACE FINISH SYMBOLS ARE TO B.S.308 PART 2

TITLE : REVOLUTION 400 COMPACTOR
10 DEG STAND - STRAIGHT DISCHARGE
- CLOSED HOPPER WITH DOOR

FIRST USED ON
NEAREST EQUIV

DRAWN BY B.K.
DATE 01.02.13

SCALE

DRAWING NUMBER
REV-400-01004 A1

BEAM SERVICES